

HydroTher Mechanical Equipment Packs



Mechanical Support Systems

Each HydroTher Commercial Hot Tub is available with an optional factory plumbed & water tested Mechanical Support System that is fully labelled and mounted on a water-proof plastic base to save you costly on-site labour and ensure maximum flow rates.

For technical specifications, drawings and further information on both pre-plumbed shells and mechanical support systems go to www.HydroTher.com or call **1-800-891-5811**

Model	Pack	Voltage	Phase	Circulation Pump	Jet Pump	Filter	Heater
H600	HCSP1-240	240	1	1/2 hp	3/4 hp	100 sf	11 kw
	HCSP1-208	208-230/460	3	1/2 hp	3/4 hp	100 sf	12 kw
	HCSP1-575	575	3	1/2 hp	3/4 hp	100 sf	12 kw
H800	HCSP2-240	240	1	1/2 hp	1.5 hp	100 sf	11 kw
	HCSP2-208-230/460	208-230/460	3	1/2 hp	1.5 hp	100 sf	12 kw
	HCSP2-575	575	3	1/2 hp	1.5 hp	100 sf	12 kw
H1000	HCSP3-240	240	1	1/2 hp	1.5 hp	150 sf	11 kw
	HCSP3-208-230/460	208-230/460	3	1/2 hp	1.5 hp	150 sf	12 kw
	HCSP3-575	575	3	1/2 hp	1.5 hp	150 sf	12 kw
H1100	HCSP4-240	240	1	3/4 hp	2 hp	200 sf	15 kw
	HCSP4-208-230/460	208-230/460	3	3/4 hp	2 hp	200 sf	15 kw
	HCSP4-575	575	3	3/4 hp	2 hp	200 sf	15 kw
H1200	HCSP4-240	240	1	3/4 hp	2 hp	200 sf	15 kw
	HCSP4-208-230/460	208-230/460	3	3/4 hp	2 hp	200 sf	15 kw
	HCSP4-575	575	3	3/4 hp	2 hp	200 sf	15 kw

Options

- Waterline Tile (Available in Blue, Brown or Grey)
 - Rigid Plumbing
 - Additional R12 Insulation
 - P-Rail w/ Flanges
 - P-Rail w/ Anchors
 - 4" x 3" Insulated Hard Safety Cover (Available in Blue, Brown or Grey)
 - Underwater 12v LED Light (choice of white or colour)
 - Set of 2 Vac Alert SVRS's
- External High Limit Switch
 - Electronic Countdown Timer
 - Emergency Push-Pull Button
 - Audio Visual Beacon
 - Chemical Automation System W/ Erosion Feeder or Liquid Feeder
 - UV Sanitation System
 - Substitute for Sand Filter
 - Substitute for Gas or Propane Heater
 - Add Second Skimmer



Built By a Company You Can Trust
HydroTher is a division of PPL Aquatic, Fitness & Spa Group, a group of companies that has been specializing in the commercial pool & hot tub industry since 1970.

Recognized for Excellence in Design



Commercial Guarantee

HydroTher commercial units are backed by a five (5) year warranty on the shell structure and acrylic surface, two (2) years on the plumbing and mechanical equipment and one (1) year on the labour and accessories.



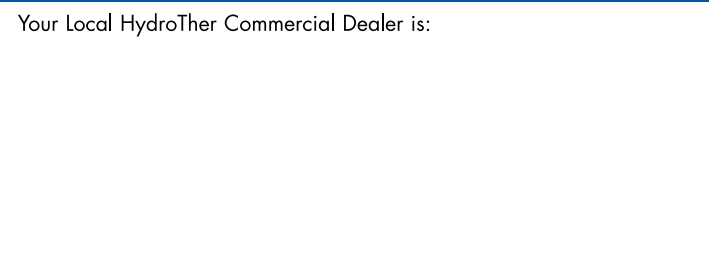
Commercial Hot Tubs



Designed For

- Spas
- Hotels / Resorts
- Apartments & Condominiums
- Campgrounds
- Health Clubs
- Medical Clinics
- Waterparks

Your Local HydroTher Commercial Dealer is:



1-800-891-5811
www.HydroTher.com info@HydroTher.com
Follow Us on Instagram @pplgroup

Manufactured in Canada
Printed in Canada

HydroTher Commercial Hot Tubs

HydroTher Commercial Hot Tubs are the #1 choice of architects, consultants, designers and facility operators. They are VGB compliant and manufactured to withstand the demands of heavy commercial use. Each model conforms to current commercial standards.

- Less expensive than conventional concrete models
- Factory plumbed for quick & inexpensive installation
- Light weight allows upper level installation

SELF-CLEANING Bottom Suction Drains

Each HydroTher commercial hot tub features built-in bottom suction grate drains that maximize circulation, eliminate the problem of dirt settling on the floor of the spa and allows total tub drainage without bailing. VGB compliant SDX, 10" diameter high flow safety floor suction fitting, meets ASME A112.19.8 – 2007, ASMEA112.19.8a standards.

NSF Approved Skimmer


Each HydroTher commercial hot tub is equipped with a NSF approved skimmer and decorative face plate complete with hair and lint trap that maximizes water flow and surface cleaning as well as a automatic water level control that insures consistant proper water levels thereby minimizing staff involvement.

Factory Installed Support Base

Each HydroTher commercial hot tub is equipped with fiberglass coated wood support bracing to spread the weight bearing over a wider area.

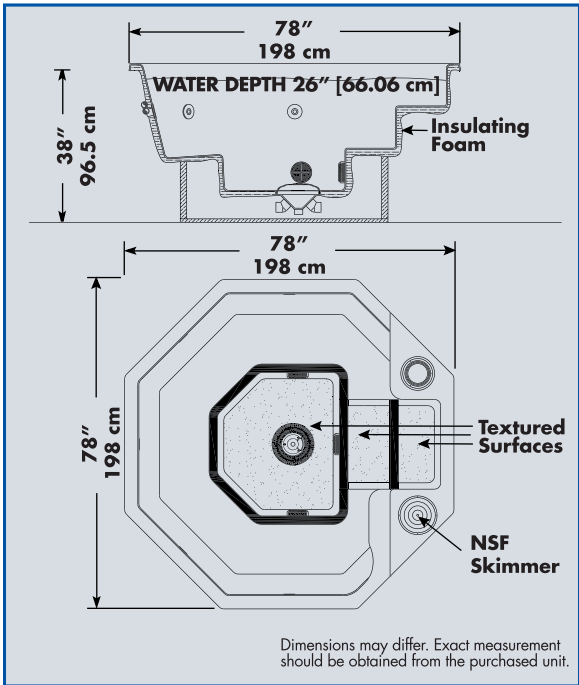
Optional Waterline Tile

7" of distinctive shiny glass tile.



HydroTher H-600C 78" x 78" x 38" deep / 198 x 198 x 96.5 cm

Pre-plumbed shell with 5 large jets, NSF approved skimmer, one floor suction/drain, two side-wall suction, two air controls, two return inlets, water level controller. Seats 5-6 people (some jurisdictions may reduce spa user capacity).

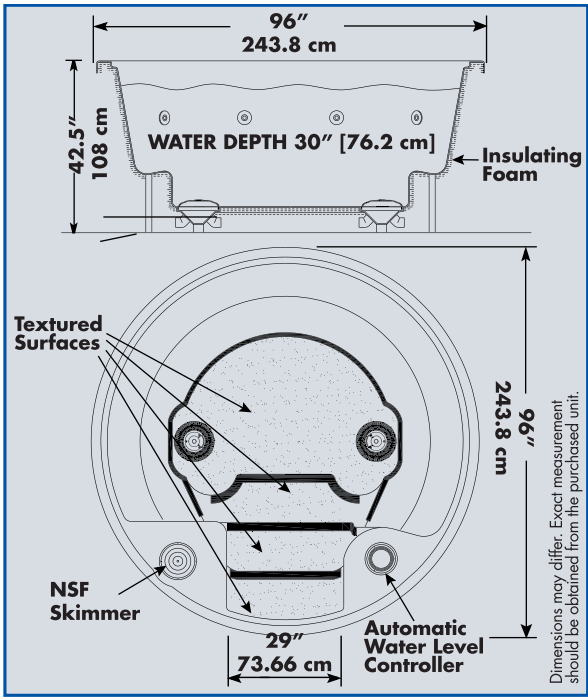


VOLUME: 375 US gallons / 1420 Litres
WEIGHT FULL: 3804 lbs / 1727 Kg
WEIGHT EMPTY: 680 lbs / 309 Kg
Sizes may vary up to 1/2" or 1.27 cm

* Tile color swatches may not be exactly as shown.

HydroTher H-800C 96" Round x 42.5" deep / 244 Round x 108 cm

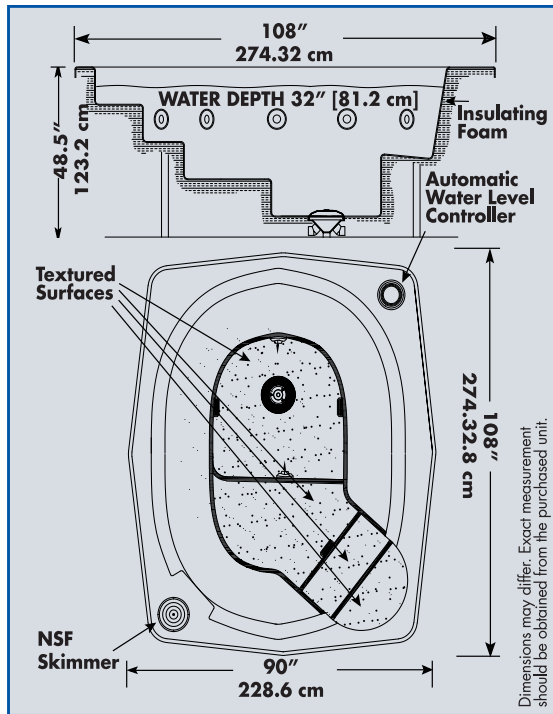
Pre-plumbed shell with 8 large jets, NSF. approved skimmer, two floor suction/drains, two air controls, three return inlets, water level controller. Seats 7-8 people (some jurisdictions may reduce spa user capacity).



VOLUME: 450 US gallons / 1704 Litres
WEIGHT FULL: 4553 lbs / 2065 kg
WEIGHT EMPTY: 800 lbs / 363 kg
Sizes may vary up to 1/2" or 1.27 cm

HydroTher H-1000C 90" x 108" x 48.5" deep / 228.6 x 274.32 x 123.2 cm

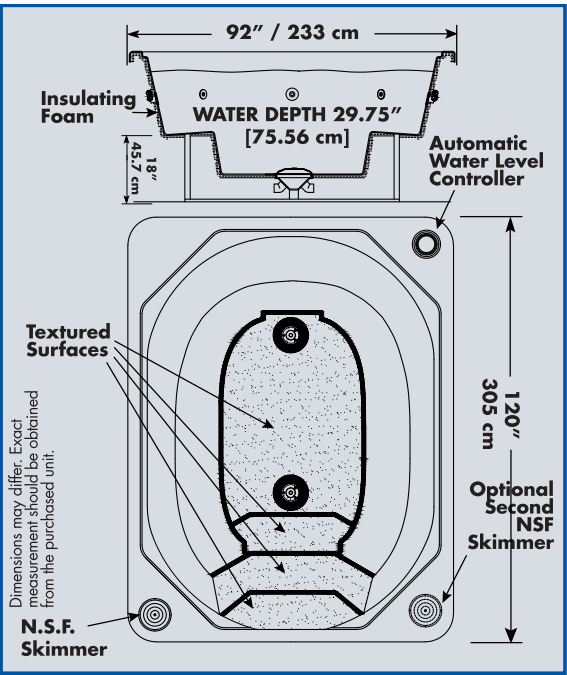
Pre-Plumbed Shell with 8 large jets, NSF approved skimmer, one floor suction/drain, 2 side-wall suction, two air controls, two return inlets, water level controller. Seats 10 People (some jurisdictions may reduce spa user capacity).



VOLUME: 575 US Gallons / 2177 Litres
WEIGHT FULL: 5580 lbs / 2536 kg
WEIGHT EMPTY: 1080 lbs / 490 kg
Sizes may vary up to 1/2" or 1.27 cm

HydroTher H-1100C 120" x 92" x 42.5" deep / 305 x 233 x 108 cm

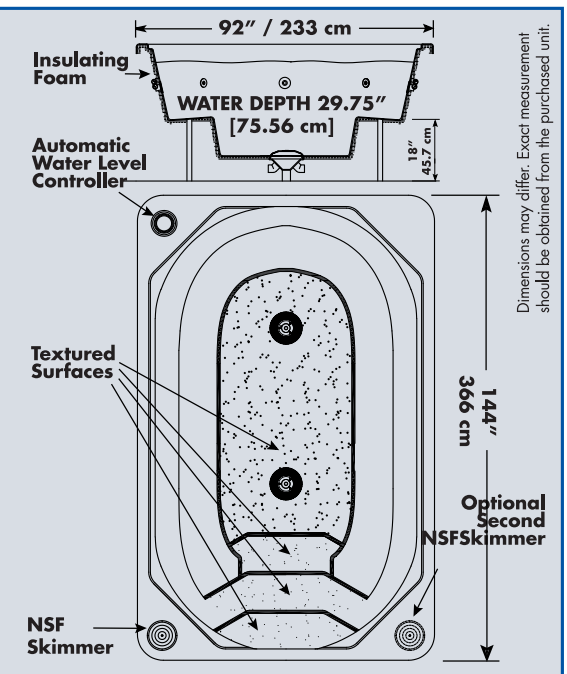
Pre-plumbed shell with 7 large jets, 4 medium jets, NSF approved skimmer, two floor suction/drains, two air controls, three return inlets, water level controller. Seats 9-11 people (some jurisdictions may reduce spa user capacity).



VOLUME: 650 US gallons / 2461 Litres
WEIGHT FULL: 6371 lbs / 2890 kg
WEIGHT EMPTY: 950 lbs / 431 kg
Sizes may vary up to 1/2" or 1.27 cm

HydroTher H-1200C 144" x 92" x 42.5" deep / 366 x 233 x 108 cm

Pre-plumbed shell with 9 large jets, 4 medium jets, NSF approved skimmer(s), two floor suction/drains, three return inlets, two air controls, water level controller. Seats 10-12 people (some jurisdictions may reduce spa user capacity).



VOLUME: 840 US gallons / 3180 Litres
WEIGHT FULL: 8055 lbs / 3654 kg
WEIGHT EMPTY: 1050 lbs / 477 kg
Sizes may vary up to 1/2" or 1.27 cm